



Fellow Scouters,

I would like to invite every member of North Star and Eno River District to our Fall Camporee.

Our theme is Aliens and the weekend is based around a variety of activities that showcases facilities at Camp Durant.

This is a fun event for Troops, Crews, and Ships, so be prepared to show Scout Spirit and have a great time (nanu nanu)!

Scouts are encouraged to wear costumes, decorate their tents and campsite, and have fun in line with the Alien theme and Scout appropriateness.

This guide is a living document and will be updated regularly or when there are required changes. Please check that you have the latest version.

Again, thank you all for your interest in attending this event.

John Spinks
North Star Camporee Advisor
(919) 302-9133
john@pack365.org

Thomas Beach
Eno River Camporee Advisor
(919) 408-1333
stonecuttar@msn.com

Table of Contents

Camporee Information and Guidelines	3
1. Camporee Activities	3
2. Camporee Schedule	5
3. Registration.	6
4. Campsite Assignment.	6
5. Check-In.	7
6. Camporee Awards	7
7. Vehicles.	8
8. Quiet Hours.	8
9. Health and Safety.	8
10. EMERGENCY Protocol.	8
11. First Aid.	8
12. Campfires.	9
13. Chemical Fuels.	9
14. Water.	9
15. Uniforms	9
16. Visitors.	9
17. Scout's Own Service.	10
18. Check-Out.	10
19. Trash/Garbage.	10
20. Alternate Plans.	10
21. Prohibited Items.	11
22. Pets.	11
23. Rules Violations.	11
24. Lost and Found.	11
25. Key Staff	11
Emergency Procedures	12
I. Lost/Missing Person	12
II. Fire	12
III. Severe Weather	13
IV. Extreme Heat and Smog Alerts	13
V. Medical Emergencies	14
VI. Domestic Situations	14
VII. Unauthorized Persons in Camp	14
VIII. Communications During an Emergency	15
IX. Camp Durant Active Shooter Plan	16
X. Camp Durant Outbreak Procedures:	17
APPENDIX A – UNIT ROSTER	19
APPENDIX A – UNIT ROSTER (continued)	20
APPENDIX B – UNIT SWIM CLASSIFICATION RECORD	21
APPENDIX C – CAMPSITE INSPECTION SHEET	22
APPENDIX D – UNIT FIREGUARD CHART	23
APPENDIX E – SAMPLE DUTY ROSTER	25
APPENDIX F – CAMP DURANT MAP	26
APPENDIX G – PRE-EVENT MEDICAL SCREENING CHECKLIST	27

Camporee Information and Guidelines

The Camporee is October 13-15, 2023 at Occoneechee Scout Reservation in Carthage, NC.

The Address is:

Occoneechee Scout Reservation 4637 Old Carthage Rd Carthage, NC 28327

NOTE: If using a GPS to the address above you will be directed to the Ranger's residence in Camp Reeves. Look for the double yellow gate for Camp Durant entrance.

- [Camp Durant Location](#)
- [Directions from Raleigh](#)
- [Directions from Fayetteville](#)
- [Directions from Durham](#)

Event website: <https://ocscouts.org/events/north-star-eno-river-camporee-10-13-23/>

1. Camporee Activities

Activity centers include:

Aquatics

REMINDER: All water based activities require a swim test to have been completed **PRIOR** to arriving at the Camporee. There will be no swim tests offered during the camporee.

Units will be expected to provide a copy of the Unit's Swim Classification Record (Appendix B)

Swim bands will be issued at check in. Anyone without a swim test will be issued a non-swimmer band.

Sample activities include:

- Canoe tug of war
- Blind man's row

Climbing

Come climb and rappel on our amazing Camp Durant Tower

Field activities

Sample activities include:

Big Game

- Alien Photo Scavenger Hunt (Day-long game)
- Aliens Kickball Game (Big Spectacle)

Day Games

- Shooting Sports Aliens (laser tag the target)
- Alien Stretcher Race
- Disc Golf (First 9 Holes)

Shooting Sports

Note: Only range provided ammo and equipment allowed in Shooting Sports areas.
Please do not bring your own.

There are no age restrictions for any of the shooting sports activities, but in order to participate you must be physically capable of safely handling equipment.

This determination is made by shooting sports staff.

Shooting sports events include:

- Archery
- Rifle Shooting
- Shotgun Shooting
- Tomahawks

Mountain biking

Use the Camp Durant Mountain Biking course. Bikes and helmets are available.

It is ok to bring your own bike and helmet - If you've got time to bring it into the pit, give it a quick tune-up!

Helmets **MUST** be worn properly whenever you are riding any bike on Camp property.

Evening event Martian madness

Fun and games on the vista

- 9 Square in the Air
- Cornhole
- **Board Games- Please bring some to share!**
- **Party Games - Please bring some to share!**
- Glow in the Dark CTF
- Jenga
- Concessions
- Alien Pumpkin Design Competition
(Each Patrol designs/carves a pumpkin with an alien theme to compete at Martian Madness)
 - **Bring a pumpkin to carve - 1 per patrol**
- Pie in the face (Volunteer to pie or be pied!)
- Patch Trading @ Armstrong Shelter

Movie Night

ET

2. Camporee Schedule

Day	Activity	Time	Location
Friday	Unit Check In & Campsite setup	5:00 PM - 9:00 PM	Sullivan Center & Campsites
	OA Officers Meeting	8:30 PM	Sullivan Center
	Leaders and SPL meeting	9:30 PM	Sullivan Center
	TAPS - Lights Out	11:00 PM	Scouts must remain in campsites
Day	Activity	Time	Location
Saturday	Reveille	6:30 AM	Sullivan Center & Campsites
	Breakfast	6:45 AM - 8:00 AM	Campsites
	Flag Raising & Enhancements	8:30 AM - 9:00 AM	Vista Field
	Activities	9:00 AM - 11:45 AM	See Map of Camp
	Trading Post Open	9:00 AM - 11:45 AM	Sullivan Center
	Lunch	12:00 PM - 1:00 PM	Campsites
	Activities resume	1:00 PM - 3:30 PM	See Map of Camp
	Trading Post Open	1:00 PM - 3:30 PM	Sullivan Center
	Chaplain's Aide Meeting	3:30 PM - 4:00 PM	Scoutcraft shelter
	Kickball	4:00 PM - 4:45 PM	Activity Field
	Wood Badge Beading	4:45 PM - 5:00 PM	Grand Lodge - Gilwell Annex
	Dinner	5:00 PM - 6:15 PM	Campsites
	Flag Lowering & Enhancements	6:30 PM - 6:45 PM	Vista Field
	Jewish Worship Service	6:45 PM - 7:00 PM	Handicraft Building
	Martian Madness	6:45 PM - 8:15 PM	Vista Field
	Evening Movie / Karaoke	8:15 PM - 10:00 PM	Sullivan Center
	TAPS - Lights Out	11:00 PM	Scouts must remain in campsites
Day	Activity	Time	Location
Sunday	Reveille	6:30 AM	Sullivan Center & Campsites
	Breakfast	6:45 AM - 8:45 AM	Campsites
	Scouts Own	9:00 AM - 9:45 AM	Chapel
	Clean up Campsites & Check Out	10:00 AM	Campsites (Check out at Sullivan Center)

3. Registration.

Your unit can register online via the event webpage or the council calendar.

- Registration is \$18 per person and closes on Wednesday October 4th, 2023 at 11:59pm
- Late registration is \$25 per person and is open through event check-in.

Fees must be paid prior to the start of Camporee.

Any issues with online registration or questions can be addressed by contacting the registrar.

It is the Unit's responsibility to have BSA [Annual Health and Medical Record \(Parts A&B\)](#) for all Scouts and Scouters attending the event.

Aquatics activities will require a swim test PRIOR to arrival at the camporee. Youth without a completed swim test will be issued a non-swimmer band.

Prior to check in please be sure to complete and bring:

- Camporee Unit Roster (Appendix A)
- Unit swim check classification record (Appendix B)
- Pre-Event Medical Screening Checklist (Appendix G) - Complete immediately before departing for camp

Registrar: Todd Taft

Please note:

At the Friday night leader's meeting we will be asking units to provide:

- Chaplains Aides to help with Scout's Own service on Sunday.
- Youth to assist with Flag Raising/Lowering ceremonies.
- An Adult volunteer that can assist as/if needed in program areas.

4. Campsite Assignment.

Register early for your favorite site, remember to pick a first and second choice.

We will do our best to accommodate your requests, but Campsites are assigned on a first come first served basis.

Campsite assignments may change to help make sure we are filling campsites to accommodate as many Scouts as possible.

Make sure the email your unit uses will get the confirmation response with the final campsite assignment.

If two (or more) units share a campsite they are expected to be considerate of one another and share clean-up. Troops that wish to share a campsite (example, A&B or both A) need to inform the registrar as soon as possible.

Check this Google Sheet for the requested Campsite assignments:

https://bit.ly/2023_NS_ER_Campsite_Assignments

Again, these are what has been requested and are not the final sites.

5. Check-In.

Check-in will be at the Sullivan Center.

All units must have two registered adult leaders 21 years of age or over. Units with female youth or female program participants must have at least one registered female adult leader 21 years of age or over. All adults (age 18 or over) staying overnight must be registered members of the BSA.

Please make every attempt to have your Unit arrive together.

Have all forms and payment ready when you arrive at the Sullivan Center.

Staff will be near the front gate to direct units to the campsite.

Units will proceed to their campsite upon arrival and send a representative to the Sullivan Center for unit check-in. Refund requests must be submitted to camporee staff and approved by council. Refunds are not guaranteed for late cancellations.

Bring the following with you to check-in:

- Payment for any late registrants / extra attendees.
- Camporee Unit Roster (Appendix A)
- Unit swim check classification record (Appendix B)

Unit Leaders are required to have a current BSA [Annual Health and Medical Record \(Parts A&B\)](#) form for everyone in their contingent. Unit Leaders should be prepared to alert medical staff to any major medical issues that may require special care during the event. (severe bee sting allergies, seizure disorders, etc.).

Before units depart for camp, leaders must review the Pre-Event Medical Screening Checklist (Appendix G) with each member of their contingent. Sick individuals must not come to camp. In order to avoid exposing others to a communicable disease, it is important to review this information before traveling to camp. Leaders will be asked to certify that all members of their contingent have passed pre-event screening.

Wristbands will be issued at check in. Anyone without a wristband is not part of the event and should be reported to staff right away. Individuals without a completed swim test will be issued a non-swimmer band.

6. Camporee Awards

Awards will be given for:

- Highest campsite inspection scores including best gateway and decorations (see inspection sheet Appendix C)
- Most Scout Spirit, including best costumes
- Most creative pumpkin

7. Vehicles.

Please do not park on the camp roads to allow unrestricted access by emergency vehicles. Campsite parking is allowed but only side by side, no parallel parking.

Reminder that according to the September 2021 update on Transportation ([LINK](#)) in the Guide to Safe Scouting (GTSS). All drivers to or from a Scouting event “must be 18 years of age or older” (paragraph 5). So please do not allow your Scouts to drive themselves to the Camporee.

Vehicle movement on Camp property requires a permit, except during check-in and check-out periods., Parked vehicles should display an event parking pass in the windshield. BSA policy requires ANY vehicles in operation on Camp property, except when arriving and departing camp, to have a first aid kit and fire extinguisher on board. These will not be provided by the Camporee or Camp Durant and must not be dedicated to the vehicle. This is to verify there is a need for vehicle movement as well as ensuring you have appropriate equipment. Please contact the Camporee Advisor if you have questions.

Medical permits will be available at check in.

Golf Carts will not be available.

8. Quiet Hours.

Everyone must be in their campsites between the hours of 10:30 p.m. and 6:00 a.m. All are expected to be quiet. Lights out is 11:00 p.m

9. Health and Safety.

Use the Buddy System! Refer to the “Guide to Safe Scouting” for policies and procedures. All safety precautions will be adhered to throughout the Camporee. Report all unsafe conditions and actions to the Camporee Advisor or District Chairman immediately.

If an action is unsafe, anybody can call a stop.

10. EMERGENCY Protocol.

In the event of an emergency e.g., lost Scout, missing person, fire, etc. There will be a series of three (3) blasts of a horn. At that time, everyone will report to the Sullivan Center. There will be no exceptions! For everyone’s safety, remain there for further instruction.

Further details on emergency procedures are at the end of this document.

11. First Aid.

Scout leaders are to be prepared to handle all minor situations. Health Forms are to be kept with the unit and accessible. Each unit should have their First Aid Kit in their campsites. Serious injuries and emergencies must be reported immediately to the Health Lodge. Trained Medical Personnel will be present on site for the Camporee. Should any of your Scouts experience an injury or illness requiring treatment beyond Scout-rendered First Aid, please bring them to the medic or get the attention of a nearby staff

member. Units having additional trained medical personnel present are asked to notify our Health and Safety Chairperson.

The nearest hospital is:

Firsthealth Moore Regional Hospital 155 Memorial Drive Pinehurst, NC (910) 715-1000
--

12. Campfires.

Use your campsite's pre-existing in-ground fire pits if one is present. No trees are to be cut down. Keep all fires at a reasonable size; never leave a fire unattended and always provide qualified supervision for all fires. Each unit must bring its own fire extinguishers. All units need to plan for camp stove cooking or no-heat meals in the event there is a ban on campfires. Use camp stoves properly.

NOTE: Use of liquid fuels to start fire is prohibited within BSA.

13. Chemical Fuels.

Use of liquid fuel, propane, and butane in stoves and lanterns is permitted only with knowledgeable adult supervision.

14. Water.

Water points are available in campsites and latrines throughout Camp Durant. Units will need to provide their own water containers. Scouts should carry their own canteens during all activities.

15. Uniforms

Field uniforms are to be worn during Flag raising/lowering on Saturday and Interfaith Service. Activity uniforms are encouraged at all other times.

Note: A costume is an acceptable alternative to the Field Uniform or Activity Uniform!

16. Visitors.

Visitors are welcome. They may only observe all events, activities, and visit unit campsites. All visitors must park in the parking lot near the Administration Building and check in/out at the Camporee HQ (Sullivan Center). All visitors must leave the Camporee by 10:00 pm each night.

All persons who stay overnight must be registered BSA members and pay appropriate Camporee fees.

All registered Scouters, participants, or visitors, need to register and pay camporee fees. Visitors that would like a patch can pay a nominal fee, All visitors will receive a special color wristband identifying them.

Anyone wearing the visitor band will have restricted access to events, anyone not wearing a band needs to be reported to staff right away.

17. Scout's Own Service.

An interfaith Scout's Own service will be held on Sunday morning at the Chapel at 9:00 AM. At the Friday night leader's meeting we will be asking Troops to send their Chaplain's Aide to assist with this service. More information will be available at that time.

18. Check-Out.

Fill out camporee evaluation and request campsite inspection. Patches and ribbons will be given at the campsite upon completion.

Checkout on Sunday will NOT begin until after the Scouts Own Service.

Units will receive patches upon clearing campsites and turning in check-out form.

Campsites must be inspected prior to check-out.

Any Unit planning on leaving early will need to coordinate with the Camporee Registrar during check-in.

Any youth or adult that needs to leave early needs to check out at the Sullivan Center so we know when you leave camp and in the case of youth who signed them out. This is a BSA STANDARD

19. Trash/Garbage.

Prepare to carry out all garbage and trash upon departure. Dumpsters are available, ensuring that all trash is in the dumpster and not piled on top or beside it. If the dumpster is full, take your trash out of the camp for proper disposal.

Dumpsters are available for use at the following locations:

- Administration building parking lot
- STEM Building
- Sullivan center.

Please do NOT use the compactor at the Grand Lodge as it is being prepped for maintenance and must remain empty.

20. Alternate Plans.

No plans have been made for rescheduling the Camporee. In case of extreme weather or major emergency, the Camporee Advisor or the Professional Staff may cancel the Camporee. If the Camporee is canceled, emails and phone calls will be made to adult leaders on unit registration form.

21. Prohibited Items.

This is a unit leader's responsibility. However, the Camporee Advisor has the final say on if an item is prohibited at the Camporee. Refer to the Guide to Safe Guiding ([LINK](#)) or contact the Camporee Advisor with any questions.

22. Pets.

Absolutely no pets are allowed. This includes visitors. Service animals are permitted.

23. Rules Violations.

The Camporee Advisor in consultation with the Staff will determine penalties for any violation of the rules.

24. Lost and Found.

Lost and Found items are to be turned into Camporee HQ (Sullivan Center).

25. Key Staff

- North Star Camporee Advisor: John Spinks
- Eno River Camporee Advisor: Tom Beach
- Youth Camporee Chief: Gabriel Almario
- Eno River Registrar: Todd Taft
- North Star Registrar: Pam Miller
- Health Officer: Patrick Craft
- Aquatics Director: Jeff Pitts
- Shooting Sports Director: Michael Harrelson
- Climbing Director: Gerritt Marks
- Mountain Biking Director: Jojo Almario
- Field Games Director: Anders Offenbergl
- Martian Madness Director: Zayveon Davis

Emergency Procedures

I. Lost/Missing Person

Should any Scout or adult leader be reported by his troop to be missing or absent from a troop roll call, the following steps will be taken.

- A. Staff will report to the campsite to check tents, the shower house, and other locations the Scout is likely to be located.
- B. Each staff member will be contacted over handheld radio directing them to "Hold Scouts." This will indicate that all activities be accounted for and held until the all clear is given. Nearby Scouts and adult leaders will be asked to wait in the program areas.
- C. Should the Scout still not be located, the Camporee Advisor or his designee will sound the emergency siren.
- D. All campers, adult leaders, camp staff, and visitors will immediately assemble at the Vista near the Sullivan Center.
- E. As each unit is assembled, the unit leader will report to the Camporee Advisor that all Scouts and leaders are present. The Camporee Advisor will direct the roll call of the camp staff.
- F. Under the direction of the Camporee Advisor or his designee, the camp staff will assemble into search parties.
- G. Searches will be conducted until the lost person is found.
- H. Should the search exceed one hour, the Camporee Advisor or his designee will contact local emergency authorities.
- I. The Camp Ranger will report to the front gate to escort emergency personnel to the scene.
- J. The Camporee Advisor will coordinate with local authorities to locate the missing person.
- K. The camp shall remain at the Sullivan Center until the all-clear has been given by the Camporee Advisor or his designee.

II. Fire

Dry conditions can make a large fire a very real possibility at Camp Durant. Should a fire be reported, the following steps will be taken:

- A. The Camporee Advisor and Camp Ranger will ascertain the reality and severity of the threat.
- B. Should the threat be deemed serious, local fire fighting authorities will be contacted.
- C. The Camp Ranger will report to the front gate to escort emergency personnel to the scene.

- D. At the direction of the Camporee Advisor or his designee, the emergency siren shall be sounded.
- E. All campers, adult leaders, camp staff, and visitors will immediately assemble at the Vista near the Sullivan Center.
- F. As each unit is assembled, the unit leader will report to the Camporee Advisor that all Scouts and leaders are present. The Camporee Advisor will direct the roll call of the camp staff.
- G. The camp will remain in the Sullivan Center until the situation has been brought under control and the all-clear has been given by the Camporee Advisor or his designee.

III. Severe Weather

Severe weather at Camp Durant is a very serious threat. The camp staff is committed to preserving the safety of the campers and providing a consistent quality program. The Administration staff monitors the weather forecast constantly with an emergency weather radio. If severe weather is possible, the following steps will be taken:

- A. Under the direction of the Camporee Advisor, the camp staff will monitor the weather conditions.
- B. Staff in coordination with the Camporee Advisor may limit program participation.
- C. In the event of extreme weather conditions, the camp staff or unit leaders will direct those Scouts under their responsibility to the nearest enclosed structure, preferably shower houses.
- D. Scouts should remain in these areas until the all clear is given by the Camporee Advisor or his designee.

IV. Extreme Heat and Smog Alerts

The extreme conditions of the southern United States can often lead to dramatic changes in temperature and air quality. In some cases, events far away from camp may affect air quality. In the event of smog alerts or dangerous temperatures, the following will be observed:

- A. The Camporee Advisor will warn the camp of the impending weather patterns and will encourage the camp to take precautions at mealtime assemblies.
- B. Should the conditions become too dangerous, the Camporee Advisor in consultation with the Camporee Advisor will make decisions regarding the continuation of programs.
- C. Unit leaders are asked to limit the participation of Scouts whose health will be negatively impacted by extreme heat or smog.

V. Medical Emergencies

In the event of a medical emergency, the following will occur:

- A. The Medic will immediately be notified and will report to the scene of the emergency.
- B. The Camporee Advisor and Camp Ranger will report to the scene of the emergency.
- C. At the direction of the Camporee Advisor or his designee, local emergency medical authorities will be contacted.
- D. The Camp Ranger will report to the front gate to escort emergency personnel to the scene.
- E. At the direction of the Camporee Advisor, Youths and other key staff members will report to locations around the camp to manage crowd control or direct emergency response traffic.
- F. The camp staff will remain aware of the emergency situation until the all clear is given by the Camporee Advisor or his designee.

VI. Domestic Situations

In the event of a domestic situation that could threaten the security of a Scout at camp, the following will occur:

- A. Unit leaders will notify the camp administration of a possible domestic situation.
- B. When the parties arrive to pick up the Scout, positive identification via government issued identification card must be made.
- C. All parties must sign-out on the camp sign-out sheet and receive verification and approval from the Administration Staff.
- D. In the event a parent arrives to pick up his or her child unannounced, the Administration Staff will escort them to the campsite to receive positive identification from the unit leader.
- E. Should any Scout be released to the wrong person, local law enforcement will immediately be contacted.

VII. Unauthorized Persons in Camp

Camp Durant was established for the enjoyment of registered members of the Boy Scouts of America and authorized guests. The following procedures have been established to ensure that only authorized participants or their guests are in the camp.

- A. All Scouts, unit leaders and camp staff must check-in at the Sullivan Center upon arrival for their time in camp.
- B. At check-in, the camp administration will record their arrival and their length of stay at Camp Durant, and will issue each camper and leader a wristband to be worn for the duration of their stay.

- C. Non-resident visitors will receive a visitors tag to wear at all times while at Camp Durant. Visitors must leave the camp by 10:00 pm and must check-out at the Sullivan Center.
- D. Camp Staff members can be easily identified and distinguished by the Camp Staff Uniform and the Camp Staff name tag.
- E. All participants (Scouts, adult leaders and Camp Staff) are also identified by the official Boy Scout Uniform. The Activity Uniform is the dress for the day, and the Field Uniform is the dress for all dinnertime assemblies and campfires.
- F. Should an unauthorized person be found at Camp Durant, the following will occur:
 - 1. Scouts, adult leaders or staff are asked to immediately notify an area director or senior member of the camp staff of the possible intruder.
 - 2. The Camporee Advisor and staff are immediately notified of the suspected intruder.
 - 3. The Camporee Advisor or his designee will locate the intruder and ascertain his or her reasons for being within the boundaries of the camp property.
 - 4. Should the person have a valid reason for entering the camp, he or she will be escorted to the Administration Building to complete the proper check-in process.
 - 5. Should the person not have a valid reason for entering the camp, he or she will be escorted off of the camp property by the Camporee Advisor or his designee and local law enforcement will be notified.

VIII. Communications During an Emergency

- A. In the event of an emergency, it is vitally important that each member of the camp staff ensure that communication within the camp flows as efficiently as possible.
- B. Should the Camporee Advisor or his designee ask a staff member to do something during an emergency, it is of the utmost importance that those orders be followed immediately.
- C. Staff members should not speculate as to what "might be" happening, or editorialize as to what should happen next.
- D. Upon assembling at the Sullivan Center, Staff members should assemble by area and remain quiet until further notice. Those staff members with radios should turn them off upon checking in the Camporee Advisor.
- E. Only the Camporee Advisor or his designee will communicate with leaders or Scouts as to details of the situation.
- F. Should members of the media arrive at camp they should be escorted to meet with the Camporee Advisor. Should press members ask questions, Staff Members should respond with "You will have to direct all questions to the Camporee Advisor."

IX. Camp Durant Active Shooter Plan

Active Shooter situations often have a delayed response time of 10-15 minutes before law enforcement can arrive on the scene.

A. Good practices for coping with an active shooter situation:

1. Be aware of your environment and any possible dangers.
2. Take note of the two nearest exits in a facility you visit.
3. If you are in an office, stay there and secure the door.
4. If you are in a hallway, get into a room and secure the door.
5. Call 911 when it is safe to do so. Everybody, Anybody, Somebody

B. Action Steps:

If possible, the Staff will alert the camp via radio system and with a continuous car horn blowing. Camper and staff members employ these strategies:

1. Run

- a) Have an escape route and plan in mind
- b) Call 911 if possible
- c) Leave your belongings behind
- d) Evacuate regardless of whether others agree to follow Help others escape, if possible
- e) Do not attempt to move the wounded
- f) Prevent others from entering an area where the active shooter may be
- g) Keep your hands visible Call 911 when you are safe

2. Hide

- a) Hide in an area out of the shooter's view
- b) Lock door or block entry to your hiding place
- c) Silence your cell phone (including vibrate mode) and remain quiet
- d) The bathhouses of Camp Durant are constructed of concrete block, have metal locking doors, and no windows

3. Resist

- a) Fight as a last resort and only when your life is in imminent danger
- b) Attempt to incapacitate the shooter
- c) Act with as much physical aggression as possible. Improvise weapons or throw items at the active shooter
- d) Commit to your actions . . . your life depends on it

4. When law enforcement arrives:

- a) Remain calm and follow instructions
- b) Drop items in your hands (e.g., bags, jackets)
- c) Raise hands and spread fingers
- d) Keep hands visible at all times

- e) Avoid quick movements toward officers, such as holding on to them for safety
 - f) Avoid pointing, screaming or yelling
 - g) Do not ask questions when evacuating
5. Information to provide to 911 operations:
- a) Location of the active shooter
 - b) Number of shooters
 - c) Physical description of shooters
 - d) Number and type of weapons shooter has
 - e) Number of potential victims at location

X. Camp Durant Outbreak Procedures:

Outbreak procedures are to be activated when 5 or more individuals with similar or identical signs and symptoms are presented to the camp Health Lodge in the same day, or longer if there is a possibility the illnesses are related.

- A. Upon finding 5 or more patients with similar or like conditions, the Camporee Advisor will be notified by the Health Officer of a possible outbreak.
- B. A brief meeting of the Camp Key three and Health Officer to determine commonalities among victims such as Campsites, Bathhouses, Staff Area, Camper Schedules, Water sources, foods, visitors etc.
- C. The Camp Ranger, Camporee Advisor, and Area Directors are to start disinfecting all areas of camp.
- D. Material should be removed with gloved hands and soapy water spray. Spray solution 1.5 cups of bleach per gallon bleach, must be freshly mixed.
- E. Affected persons are to be quarantined until the quarantine is lifted by the Health Officer. Quarantine areas may be campsites, staff cabins, health lodge or Sullivan Center. Affected persons may be asked to leave camp.
- F. The Moore County Health Department is to be notified by the Camporee Advisor or Health Officer of a possible outbreak.
- G. 3.1 Instructions from the Health Department will be immediately implemented.
- H. Additional measures to be implemented by the Camp will include:
 - 1. Cleaning all solid surfaces
 - 2. Use of laundry bags for cloth items. Dispose of material that cannot be washed.
 - 3. Tents and Cots will be cleaned of vomitus or fecal material, with water immediately.
 - 4. Tents and Cots will be tagged as sick tents until the end of the event, then they will be removed from circulation, washed and stored until the next event.
 - 5. Bathrooms and showers will be labeled "ONLY for The Sick".

6. Food will be delivered by the adult leaders from the troop and bland foods will be made available if appropriate.
7. Camporee Advisor or designee will meet with Scoutmasters when the Possibility of an outbreak has been determined. Leaders will be given copies of this protocol, supplies and accurate and up to date information.
 - I. Outbreak procedures are to be ended by the Heath Officer in charge.

APPENDIX A – UNIT ROSTER

Circle Unit type: Troop Crew Ship Post	Unit Number:	Circle Unit Youth Gender: Male Female Both
Number of Youth Campers:	Number of Adult Campers:	Number of Day Visitors:
Unit Leader:		Leader Phone:

#	First Name	Last Name	Adult	Camper	Patrol
1			Y N	Y N	
2			Y N	Y N	
3			Y N	Y N	
4			Y N	Y N	
5			Y N	Y N	
6			Y N	Y N	
7			Y N	Y N	
8			Y N	Y N	
9			Y N	Y N	
10			Y N	Y N	
11			Y N	Y N	
12			Y N	Y N	
13			Y N	Y N	
14			Y N	Y N	
15			Y N	Y N	
16			Y N	Y N	
17			Y N	Y N	
18			Y N	Y N	
19			Y N	Y N	
20			Y N	Y N	
21			Y N	Y N	
22			Y N	Y N	
23			Y N	Y N	
24			Y N	Y N	
25			Y N	Y N	
26			Y N	Y N	
27			Y N	Y N	
28			Y N	Y N	
29			Y N	Y N	
30			Y N	Y N	

APPENDIX A – UNIT ROSTER (continued)

Circle Unit type: Troop Crew Ship Post	Unit Number:	Circle Unit Youth Gender: Male Female Both
Number of Youth Campers:	Number of Adult Campers:	Number of Day Visitors:
Unit Leader:		Leader Phone:

#	First Name	Last Name	Adult	Camper	Patrol
31			Y N	Y N	
32			Y N	Y N	
33			Y N	Y N	
34			Y N	Y N	
35			Y N	Y N	
36			Y N	Y N	
37			Y N	Y N	
38			Y N	Y N	
39			Y N	Y N	
40			Y N	Y N	
41			Y N	Y N	
42			Y N	Y N	
43			Y N	Y N	
44			Y N	Y N	
45			Y N	Y N	
46			Y N	Y N	
47			Y N	Y N	
48			Y N	Y N	
49			Y N	Y N	
50			Y N	Y N	
51			Y N	Y N	
52			Y N	Y N	
53			Y N	Y N	
54			Y N	Y N	
55			Y N	Y N	
56			Y N	Y N	
57			Y N	Y N	
58			Y N	Y N	
59			Y N	Y N	
60			Y N	Y N	

APPENDIX B – UNIT SWIM CLASSIFICATION RECORD

Use the record below or download a copy from:

<https://www.scouting.org/wp-content/uploads/2022/03/Swim-Classificaiton-record-430-122.pdf>

Unit Swim Classification Record

Swim tests are will not be available at Camp Reeves. In order for a Scout to participate in aquatics activities, he must have a swim test prior to camporee. Although swim tests are conducted away from camp, the aquatics director shall at all times reserve the authority to review or retest all participants to assure the standards have been maintained.

Only swimmers will be allowed to participate in the waterfront activities that are in the watercraft.

This form must be in the aquatic director’s possession before your Scouts will be allowed to participate in aquatics activities.

Unit Number: _____ Date of Swim Test: _____

	Full Name <small>(please print)</small>	Swim Classification		
		Non-swimmer	Beginner	Swimmer
1				
2				
3				
4				
5				
6				
7				
8				
9				
10				
11				
12				
13				
14				
15				

Name of Person Conducting the Test	
_____ Print Name	_____ Signature

Unit Leader	
_____ Print Name	_____ Signature

APPENDIX C – CAMPSITE INSPECTION SHEET

Site: _____

Unit: _____

Score each item from 0 to 5 points.

UNIT AND PATROL SITE

1. Evidence of campsite planning _____
2. Separate patrol areas with patrol names clearly indicated _____
3. Dining fly pitched properly _____
4. Tents (and hammocks) properly pitched _____
5. Proper display of U.S. and Unit flags _____
6. Each Scout's personal equipment is properly stored _____

HEALTH AND SAFETY

1. All tools and equipment safely stowed _____
2. Liquid fuels properly stored _____
3. Tent lines flagged _____
4. First Aid kit clearly visible and marked _____
5. Campsite clean of litter and trash _____
6. Campsite neat and orderly in appearance _____
7. Vehicles & trailers properly secured with no unauthorized vehicles present _____
8. Axe yard roped off & proper distance from camping area (if present) _____
9. Fire safety equipment clearly visible and fire guard chart on display _____

CAMP KITCHENS

1. Fire rings used (if open fire). Fire rings properly cleared (if in use) _____
2. Firewood properly stored (if present) Fire extinguished or actively watched _____
3. Kitchen area clean and orderly _____
4. Food properly stored _____
5. Duty roster and menus posted _____
6. Bulletin boards displayed (with event schedule, other unit information, etc.) _____

EXTRA POINTS

1. Unit gateway _____
2. Lashed together Camp gadgets, tripods, chairs, etc. _____
3. Campsite reflects Camporee theme (e.g. decorations) _____
4. Unit registered for camporee on time. (during early registration period) _____
5. Unit roster submitted on time (By Friday night cracker barrel) _____


TOTAL

Inspectors Initials _____

APPENDIX D – UNIT FIREGUARD CHART

Use the fireguard chart below or download a copy from:

http://www.bsa-troop29.org/downloads/resources/Unit_Fireguard_Chart_33691.pdf



SOUND ALARM

DROPTENTS (CANVAS ONLY) IF NECESSARY AND SAFE TO DO SO

IN CASE OF FIRE
REPORTING AND ASSEMBLY INSTRUCTIONS

At some camps local changes are made in these suggested procedures. All exceptions, however, should be made on the recommendation and with the approval of local fire authorities.

IN A UNIT CAMPSITE

1. Sound the alarm by yelling "Fire!" and then notify the first adult you see, then report to a camp officer or the camp fire warden.
2. Extinguish a fire only if it can be done quickly and easily.
3. When the central alarm is sounded to warn the camp, quickly mobilize in your unit. Move to your preassigned point immediately and await directions.
4. A runner reports to the camp office for instructions from the camp fire warden.
5. In the event of a tent fire, you can douse it with water or sand, or simply stand back and let professionals fight the fire.

OUTSIDE UNIT CAMPSITE


1. If you discover a fire anywhere in camp, report immediately to the camp office so the alarm may be sounded and fire authorities notified.
2. Camp fire warden sounds the central alarm, and your unit follows steps 3 and 4 above.
3. **Remember:** Campers should not be directly involved in the fire fighting process except for fires that can be quickly and easily extinguished.

In case of a fire in our campsites, we will notify _____ Camp fire warden and follow the instructions of our unit fire warden.


UNIT FIREGUARD CHART

Fill out and post this chart on your campsite bulletin board.

Troop _____ Troop fire warden _____
 Camp _____ Troop campsite _____
 Dates _____



We will prevent fires by breaking matches in two after using.




Putting fires COLD OUT with water.

FLAMMABILITY WARNING CAMPING SAFETY RULES

NO TENT MATERIAL IS FIREPROOF, AND IT CAN BURN WHEN EXPOSED TO HEAT OR FIRE. FOLLOW THESE RULES:


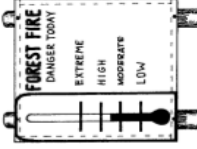


- Only flashlights and battery-powered lanterns are permitted in tents. **NO FLAMES IN TENTS** is a rule which must be enforced.
- Chemical-fueled stoves, heaters, lanterns, lighted candles, matches, or other flame sources should never be used in or near tents.
- Do not pitch tents near open fire.
- Do not use flammable chemicals near tents: charcoal lighter, spray cans of paint, or bug killer and repellent.
- Be careful when using electricity and lighting in tents.
- Always extinguish cooking and campfires properly.
- Obey all fire laws, ordinances, and regulations.
- Keep campers informed on a daily basis of your camp's fire danger.



Clearing all burnable material 4 to 6 feet away from the fires or as required by local law.

In the case of Cub Scouts, they should immediately seek adult help, sound the alarm by yelling, "Fire!" and stay away from attempting to fight any camp fire. If adult help is not readily available, the Cub Scout should continue to sound the alarm, send a runner for help, and/or dial the camp office or 911.

VARIOUS TYPES OF FIRE DANGER SIGNS IN CAMP

Unit Campsite Fire Prevention Assignments		Equipment Checked
First Day _____	Date _____	Patrol _____
	Fire Warden _____	
Second Day _____	Date _____	Patrol _____
	Fire Warden _____	
Third Day _____	Date _____	Patrol _____
	Fire Warden _____	
Fourth Day _____	Date _____	Patrol _____
	Fire Warden _____	
Fifth Day _____	Date _____	Patrol _____
	Fire Warden _____	
Sixth Day _____	Date _____	Patrol _____
	Fire Warden _____	
Seventh Day _____	Date _____	Patrol _____
	Fire Warden _____	

APPENDIX D – UNIT FIREGUARD CHART (continued)

HOW YOUR UNIT FIREGUARD PLAN WORKS

DUTIES

When you arrived at camp, you were oriented and trained in the use of the unit fireguard plan. It is your responsibility as a unit leader to train your Scouts in fire prevention, fire detection, reporting, and fire control. Only implement fire control techniques that can be done quickly and easily.

Study the procedures outlined on this chart and then train your staff and youth members. Post the chart for all to see and follow. At some camps local changes are made in these suggested procedures. All exceptions, however, should be made on the written recommendation and with the approval of local fire authorities.

Organize to make the fireguard plan work by appointing capable fire wardens and deputies.

FIRE WARDENS AND DEPUTIES

As responsible Scouts appointed by their adult leader, the unit fire warden and his deputy are in charge of fire prevention and control. The fire warden is located and trained with the fireguard chart. They instruct all unit fire wardens and Scouts in the operation of the camp fireguard plan. They conduct annual inspections of fire extinguishers and check to be sure all cooking fires, heating fires, and campfires are out at night or when no one is attending or monitoring the fire during the day. Unit fire wardens and deputies conduct fire drills at least once a week and follow the direction of the camp fire warden. They receive reports related to fire hazards daily from the duty fire warden.

Every boy in the unit should feel responsible for fire prevention, but the unit fire patrol for each day must be alert and ready to evacuate and account for everyone in case of fire emergency or drill.

If a small fire breaks out, the person discovering it should take immediate action, whether or not he is on the fire patrol for the day. Time is the most important element in the suppression of a fire. Some examples of fire control techniques are:

- Immediately send someone to seek assistance, send a runner for help, and/or dial the camp office or 911.
- Douse fire with water or sand.
- Smother fire with a lid.
- In the event of a tent fire (canvases only), simply kick out the end tent poles if it can be done safely.

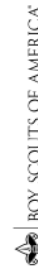
Remember: Campers should not be involved in the fire fighting process except for fires that can be quickly and easily extinguished.

In making daily inspections of the unit campsite, the unit fire warden should follow the fire-prevention and use of fire-fighting equipment illustrations and diagrams on this chart as a guide. Campsite fire wardens will sign the fireguard chart for their camp. Results of the daily inspection should be posted on the chart in the space provided.

PATROL FIRE WARDEN

The patrol leader is responsible for training his patrol in the unit fireguard plan and leading the unit in practice evacuation and fire prevention.

He checks daily to be sure all members are preventing fires and are prepared in case a fire breaks out. He makes sure and double-checks that fires are built only on nonburnable soil in areas where they will not spread. He verifies to see that all fires are put COLD OUT and that open flames are not permitted in or near tents. He shows patrol members how to drop tents (canvases only) in the event of a tent fire (canvases only). You can simply kick out the end tent poles if it can be done safely and let professional firefighters fight the fire.



emotional campfires. Solid-type starters are just as effective, are easier to store and carry, and are much safer to use for this purpose.

- **Space heaters that use chemical fuels consume oxygen and must be used only in well-ventilated areas.** Using space heaters in poorly ventilated cabins, camper trucks, and recreation vehicles can cause fires and asphyxiation. The use of charcoal burners indoors can be lethal in causing carbon monoxide poisoning.

Bulk Storage and Practices

Storage of liquid fuel and other flammables is a camp maintenance function. Filing tanks for motors, vehicles, and motorboats should always be handled by someone qualified by age and training. The use of fuel storage tanks, containers, and control are prescribed for the limited use of kerosene. Use kerosene only for outside night lights and stationary heating stoves (not portable). Both gasoline and kerosene should be kept in well-marked safety cans and stored in ventilated locked boxes located away from buildings and tents. Large quantities of gasoline should be stored in a properly installed fuel tank with pump eyes to permit safe storage. The use of fuel storage tanks and containers should be handled by the person who distributes these fuels. Propane or butane storage tanks and permanent caps should be installed by experienced and knowledgeable individuals and changed only by gas distributors. These installations must conform to local regulations and must be inspected regularly.

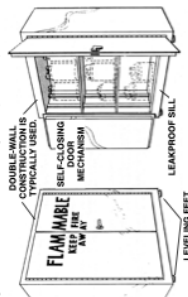


USE SAFETY CANS ONLY!



Because serious accidents can happen in connection with the use of liquid fuel, propane, butane, etc., in lanterns and stoves and as a result of igniting fires with liquid starters, adult supervision is required when chemical fuels are being used for lighting and cooking. Local councils have the option of restricting the use of chemical-fueled stoves, lanterns, and heaters in campsites under their jurisdiction.

- **Knowledgeable adult supervision** must be provided when using lanterns and heaters and filling of fuel storage tanks, stoves or lanterns or the lighting of chemical fuels.
- **Battery-operated lanterns and flashlights** should be used by Scouts in camping activities, particularly in and around all tents. No chemical-fueled lantern, stove, or heater is to be used inside a tent.
- **Kerosene, gasoline, or liquefied petroleum-fuel lanterns** may, when permitted, be used inside permanent buildings or for outdoor lighting. When used indoors, there must be adequate ventilation. Strict adherence to the safety standards and the instructions of the manufacturers in connection with the use of these lanterns and heaters is to be carried out under the direct supervision of a responsible and knowledgeable adult.
- **Empty liquid-petroleum cylinders for portable stoves and lanterns** should be returned home or to base camp. They can explode when heated; therefore, they must never be put in fireplaces or with burnable trash.
- **The use of liquid fuels for starting any type of fire is prohibited.** This includes camp wood, charcoal, and cer-



Year-Round Prevention Plan

4. Slow away firewood and loose equipment that might be used for starting fires.
5. Clear away dead grass or trees, ferns, leaves, bushes, straw piles, and trash from buildings.
6. Clean grease traps and dispose of the grease by burning it at a safe place or burying it in mineral earth.
7. Be sure the camp is ready for winter use. Check fuels, wall and floor protection around heaters, and protecting screens for refrigerator, operation of fire pills, fire extinguishers, and mobile telephone.
8. Develop a fire prevention plan in accordance with OSHA standard 29 CFR 1910.139.

SKU 33881



Will your camp be there next season? This is a good question to ask. To make sure you have the best equipment and leave in harness to next year's campers, do everything that can be done to ensure the safety of camp equipment and camp timber.

Fall, with its dry, dead leaves that often bank high around camp buildings is, in many sections of the country, the most dangerous fire season of the entire year. Spring is another time when dry leaves and brush are a fire hazard.

- Here is a checklist of things to do at all times to be sure that your camp is fireproof year-round:
1. Destroy greasy rags.
 2. Dispose of all combustible refuse and trash safely.
 3. Be sure that doors and shutters are strong enough to keep out trespassers, vandals, or thieves.

APPENDIX E – SAMPLE DUTY ROSTER

Use the below or your unit's preferred duty roster.



PATROL CAMPOUT DUTY ROSTER

Patrol Name: _____ Date: _____

SETUP

FRIDAY

Patrol Box			
Water			
Fire Master			

SATURDAY

BREAKFAST

Cook (s)			
Clean up			
Fire Master			

LUNCH

Cook (s)			
Clean up			
Fire Master			

DINNER

Cook (s)			
Clean up			
Fire Master			

SUNDAY

BREAKFAST

Cook (s)			
Clean up			
Fire Master			

LUNCH

Cook (s)			
Clean up			
Fire Master			

OTHER DUTIES

1			
2			
3			
4			
5			
6			
7			

APPENDIX G – PRE-EVENT MEDICAL SCREENING CHECKLIST

Name:	Unit Type and #:
-------	------------------

This is a tool to assist leaders in identifying potentially communicable diseases in advance of event participation. The intent of this checklist is to review with each participant their current health status both before departure and upon arrival at the event.

Have you had any of the following symptoms in the last 24 hours?

- yes no Fever (101 degrees or higher)
- yes no Vomiting
- yes no Diarrhea

If you have had fever, vomiting, OR diarrhea in the past 24 hours – **You must stay home.**

Regardless of your vaccination status, have you experienced any of the symptoms in the list below in the past 48 hours? If you have two or more of these symptoms you should stay home unless the symptoms are due to a known non-contagious medical condition (for example a runny nose because of allergies.)

- yes no Cough
- yes no Shortness of breath or difficulty breathing
- yes no Fatigue
- yes no Muscle or body ache
- yes no Headache
- yes no New loss of taste or smell
- yes no Sore throat
- yes no Congestion or runny nose
- yes no Rash
- yes no Open Sore

COVID-19: Do not come if you answer yes to either of these questions.

- yes no In the past 10 days, have you or anyone in your household been in close contact with anyone known or suspected to have COVID-19?
- yes no In the past 10 days, have you tested positive for COVID-19?